

HSF
Compliant

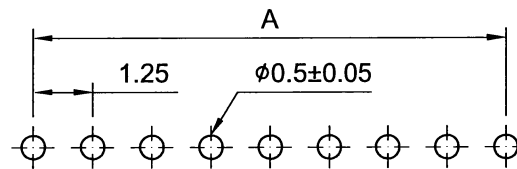
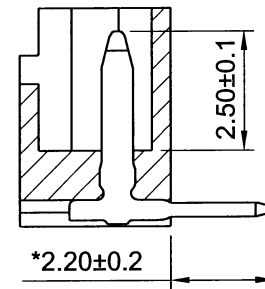
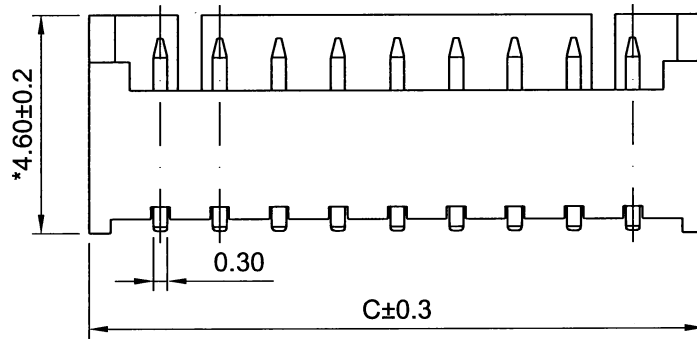
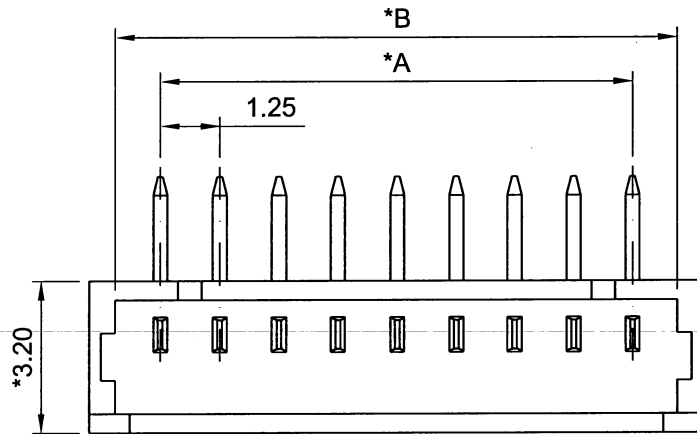
Specifications

Current & Voltage Rating : 1A & 125Vac max.
 Insulation Resistance : 100 MΩ min.
 Contact Resistance : 20 mΩ max.
 Dielectric Withstanding : AC 250 V
 Operating Temperature : -25°C ~ +85°C
 Contact Material : Brass
 Insulator Material : Nylon 46, UL 94V-0
 Finish : Tin plated over Nickel
 Packing : Tray

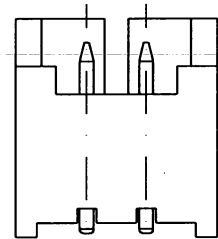
125C-WR-xxT

→ No. of contacts

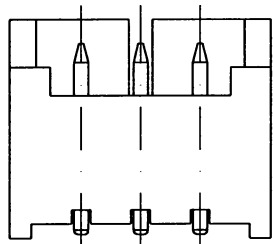
No. of contacts	Dim. A	Dim. B	Dim. C
02	1.25	3.15	4.25
03	2.50	4.40	5.50
04	3.75	5.65	6.75
05	5.00	6.90	8.00
06	6.25	8.15	9.25
07	7.50	9.40	10.50
08	8.75	10.65	11.75
09	10.00	11.90	13.00
10	11.25	13.15	14.25
11	12.50	14.40	15.50
12	13.75	15.65	16.75
13	15.00	16.90	18.00
14	16.25	18.15	19.25
15	17.50	19.40	20.50



Recommended P.C.B. Layout



02P



03P

JAWS 兆旭股份有限公司
JAWS CO., LTD.

7F., No.31, Ln. 169, Kangning St., Xizhi Dist.,
 New Taipei City 221, Taiwan (R.O.C.)
 TEL:886-2-2692-2898
 FAX:886-2-2692-2618
 Http://www.jaws.com.tw

THIRD ANGLE PROJECTION

DESIGN UNITS
 mm INCH

TITLE:
1.25mm Wafer Dip Side Entry

GENERAL TOLERANCES:

X. ±N/A
 X.X ±0.30
 X.XX ±0.20
 ANGLE ±N/A

DRAWN	游熾瑩	DATE	2012/01/11
CHECKED	Wang	DATE	2012/01/11
APPROVED	Alis	DATE	2012/01/11

SIZE: A4 SCALE: FREE SHEET: 1/1
 CPN: DAN NO.: S10101-013

PARTS NO.: 125C-WR-xxT
 DWG NO.: JAWS-SOP-125C002
 REV. 01